

Owl template

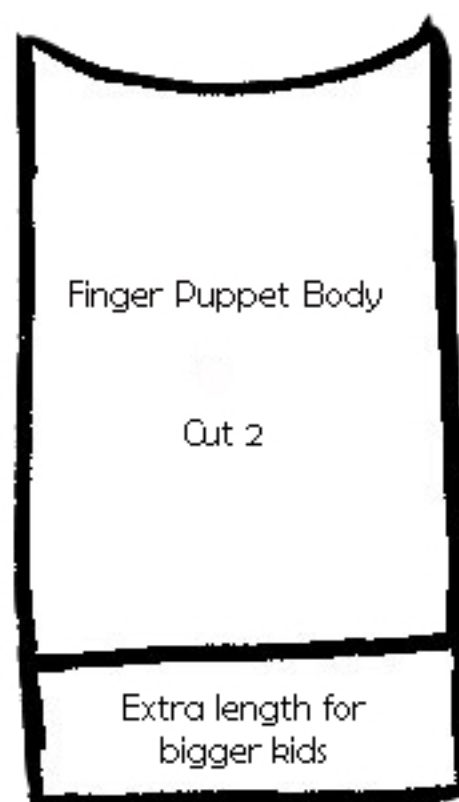
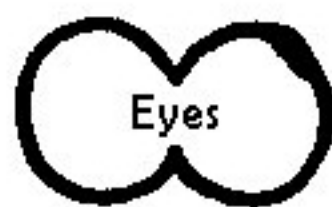
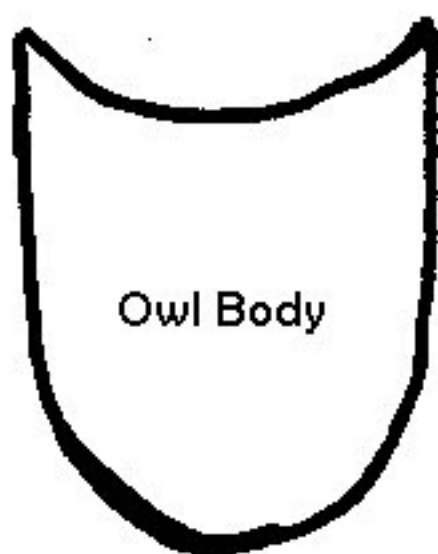
Perfect for hair clips or finger puppets!

Courtesy of The Green Wife

Please excuse the rough sketches. I never claimed to have a steady hand. Did I? I don't know. But I don't.



When printed, the square above should measure 1" for the template to be accurate.



Cut out these templates and pin to your felt. Cut with very sharp, pointed scissors for neat edges. You'll be able to neaten up any rough edges toward the end of your project, so don't stress. ;)

I didn't include the beak or eyeballs in the template because they are just too tiny. I just cut a strip of felt about 1/4" wide and snipped off pieces to fit.